





# ELECTRIC FIREPLACES

ACCESSORIES

HEATING PANELS

FIREPLACES

HEATERS

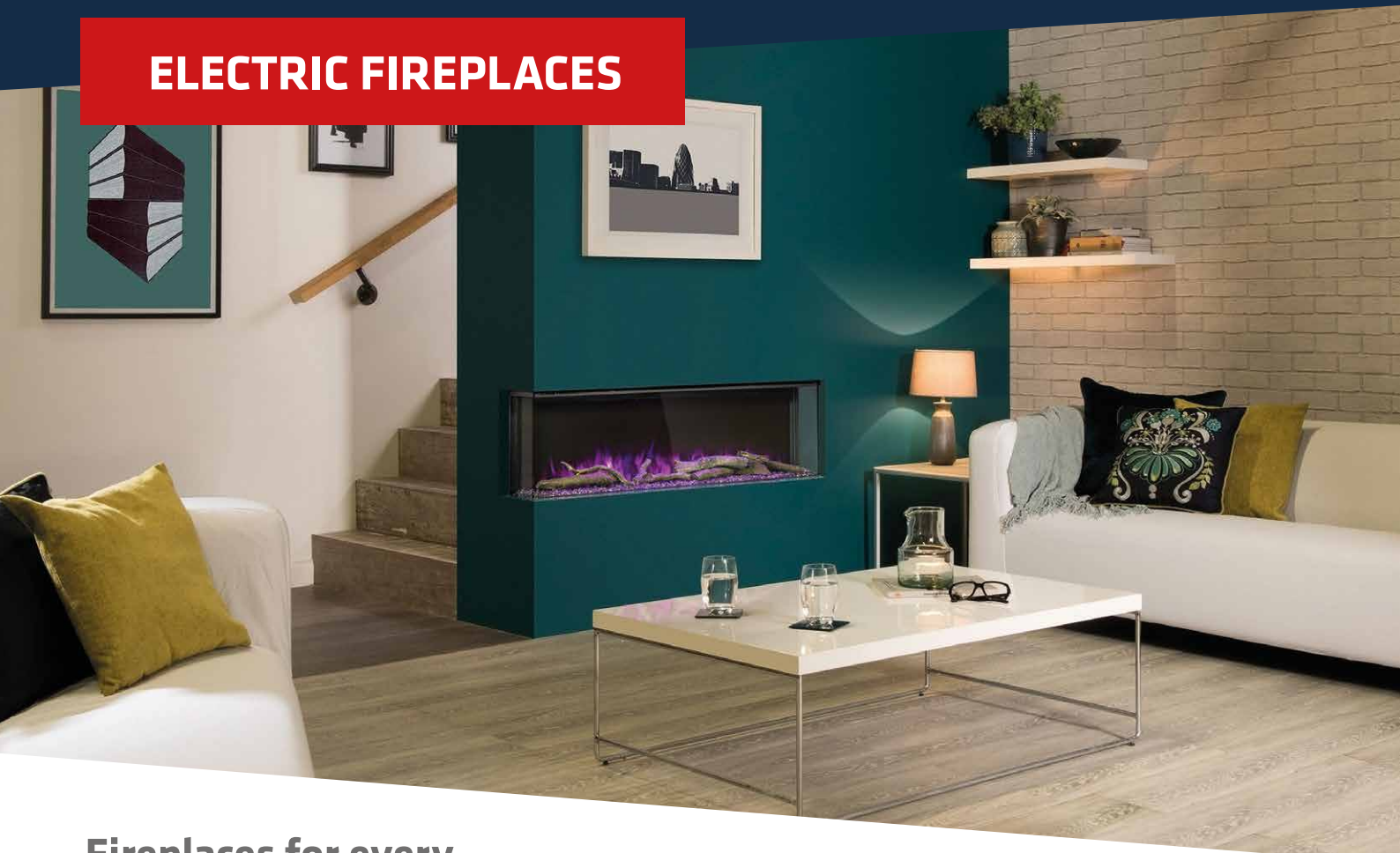
HEATING CABLES

THERMOSTATS

HEATING MATS

HEATING FOILS

# ELECTRIC FIREPLACES



## Fireplaces for every house or flat

Termofol electric fireplaces are distinguished by their appearance and convenience. Their advanced functions mean that they can replace traditional fireplaces. Our fireplaces are not only a source of heat, but also an aesthetic decoration that will give your interior a unique character. Hassle-free installation and low running costs make it the ideal choice for those who want to bring a unique atmosphere to their home without the hassle of traditional fireplaces. It is controlled via a control panel, remote control or dedicated phone app.



### ▼ Advantages of electric fireplaces:

- Realistic flame effect
- Fast heating
- No smoke or real fire
- Quiet operation
- Elegant design
- Simple controls
- Versatile use
- Many models to choose from



# FIREPLACE TF-EF-3S



## ▼ Perfect imitation of fire

Modern electric fireplace heater from the TF-EF-3S series is equipped with advanced 3D LED technology, which provides incredibly realistic visual effects of the flame. It is ideal for use in areas where traditional fireplaces cannot be installed. Thanks to its design and black finish, it will fit perfectly into a variety of interiors. The glass is exposed on the left, front and right sides.



HEATING FOILS

HEATING MATS

THERMOSTATS

HEATING CABLES

HEATERS

FIREPLACES

HEATING PANELS

ACCESSORIES



- Fireplace with heating function
- Multiple installation options
- Remote control
- Control by app
- Built-in loudspeaker
- Controlling the colour and brightness of the Flame and backlight control
- Realistic flame



Model	Power [W]	Dimensions H/W/D [cm]	WiFi	Remote	Speaker
TF-EF-3S-840	750/1500	46/84/17,9	+	+	+
TF-EF-3S-1050	750/1500	46/105/17,9	+	+	+
TF-EF-3S-1500	750/1500	46/150/17,9	+	+	+
TF-EF-3S-2032	750/1500	46/203,2/17,9	+	+	+



# FIREPLACE TF-EF-1S



750w/  
1500w

Heated  
area up to  
**15m<sup>2</sup>**

## ▼ Natural and impressive appearance




In the fireplaces of the TF-EF-1S series, the effect of the flames is particularly realistic thanks to the modern display and the additional decorative elements of the hearth. The entire fireplace is shielded by the front sloping glass, which adds to its elegance. It is controlled via a touch panel or by remote control. In addition, the unit is equipped with a two-stage heating system, which effectively raises the room temperature on colder days, providing additional warmth.




- Fireplace with heating function
- Multiple installation options
- Remote control
- Control by app
- Realistic flame
- Controlling the colour and brightness of the Flame and backlight control
- Built-in loudspeaker

Model	Power [W]	Dimensions H/W/D [cm]	WiFi	Remote	Speaker
TF-EF-1S-1050	750/1500	46/105/17,9	+	+	+
TF-EF-1S-1500	750/1500	46/150/17,9	+	+	+
TF-EF-1S-2032	750/1500	46/203,2/17,9	+	+	+



# FIREPLACE TF-EF-1326



## ▼ Unprecedented richness of colour

The modern electric fireplace TF-EF-1326 is the ideal solution for those wishing to introduce a new and practical decorative element to their interior. The device allows you to set the lighting colour of the embers and flames. The elegant glass front panel, together with the illuminated control buttons, provides a timeless, aesthetically pleasing appearance and durability. The 1326 series fireplace is an excellent choice for many years!



- 9 backlight colours, 6 flame colours
- Control of brightness (5 levels) and speed of flame (4 levels)
- Two-stage heating function
- Timer/timer from 1 to 8h
- Temperature control from 15 to 35 °C
- Touch-sensitive, illuminated control panel
- Controlled by remote control or app
- Solid metal casing of the unit
- Decorative elements (crystals, wood logs)



Model	Power [W]	Dimensions H/W/D [cm]	WiFi	Remote	Speaker
TF-EF-1326-36	900/1800	43/91,4/12	+	+	-
TF-EF-1326-50	900/1800	43/127/12	+	+	-
TF-EF-1326-72	900/1800	43/152,4/12	+	+	-



HEATING FOILS

HEATING MATS

THERMOSTATS

HEATING CABLES

HEATERS

FIREPLACES

HEATING PANELS

ACCESSORIES



# FIREPLACE TF-EF-1324



900w/  
1800w

Heated  
area up to  
**18m<sup>2</sup>**

## ▼ Stylish and elegant in your interior



The TF-EF-1324 combines elegance with functionality that will beautify your living room and provide and will keep you warm thanks to the built-in heater. Enjoy the unique experience that this fireplace offers, combining economy and the latest technology. It is ideal for discerning customers and will not only provide your home with an additional source of heat, but will also become a unique decorative element making your interior stylish and cosy.

- Comfortable and intuitive control panel
- Several flame colors
- Possibility to change the brightness of the flame and the ground
- 9 hearth colors
- Built-in heater and fan
- Amazing flame effect
- Two heating levels
- Built-in timer
- Flame speed control
- Built-in Wi-Fi module
- Remote control or application control



Model	Power [W]	Dimensions H/W/D [cm]	WiFi	Remote	Speaker
TF-EF-1324-36	900/1800	38/91,4/24,5	+	+	-
TF-EF-1324-50	900/1800	38/121,8/24,5	+	+	-
TF-EF-1324-72	900/1800	38/182,6/24,5	+	+	-



## FIREPLACE INSERT TF-EF-1300

### ▼ Simple, convenient and safe

This fireplace insert is a simple device that very realistically imitates the appearance of a real fireplace hearth. Additionally, it has a built-in speaker that emits sounds that closely resemble the crackling of burning wood.



- Fits into any interior
- Functional and ecological solution
- Built-in speaker that imitates the sound of burning wood
- Can be placed on the floor or elsewhere

Model	Power [W]	Dimensions H/W/D [cm]	WiFi	Remote	Speaker
TF-EF-1300	10	25/50,5/20	-	-	+

## FIREPLACE INSERT TF-EF-1400

1500w

Heated area up to 15m<sup>2</sup>

### ▼ Modernity and tradition

The TF-EF-1400 electric fireplace insert combines modernity with ease of use thanks to remote control. Fits into any interior, simply place it in place of an existing fireplace or anywhere else you like. It will provide a seamless, warm and cosy atmosphere without long preparations.

- Realistic fire effect creates a cosy atmosphere
- Easy to control by remote control
- Functional and ecological solution
- Versatile use
- Built-in heating function



Model	Power [W]	Dimensions H/W/D [cm]	WiFi	Remote	Speaker
TF-EF-1400	1500	33/58/22	-	+	-






TERMOFOL

■ Free-standing  
fireplace  
TF-EF-1327.

# FIREPLACE TF-EF-1327

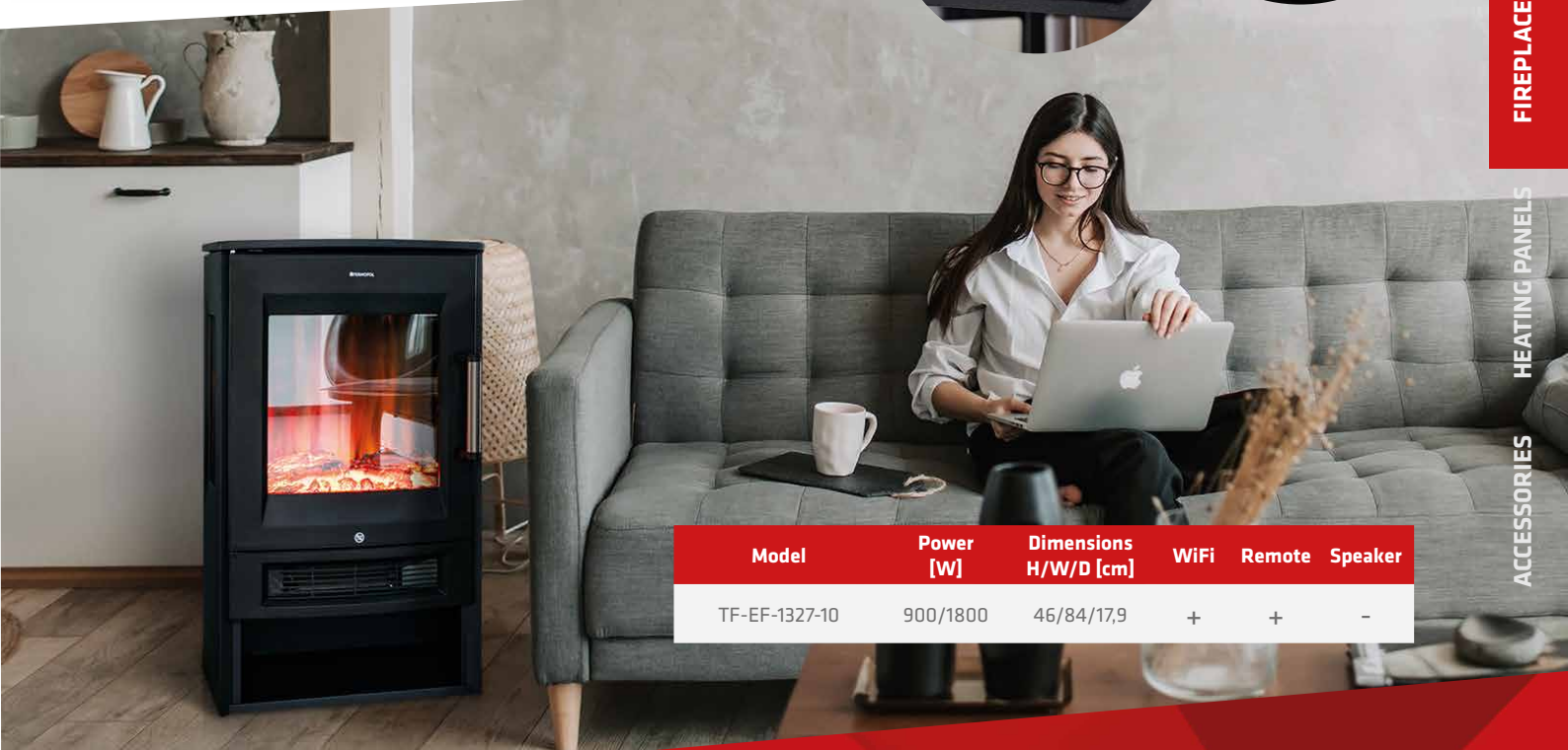


## ▼ Perfect imitation of fire

The TF-EF 1327 free-standing electric fireplace is modern, functional and unique in design. Its advanced features offer not only warmth, but also an unrivaled atmosphere, without the hassle of traditional fireplaces. Enhance the atmosphere of your home with the ability to choose from 6 flame colors and 9 hearth colors. This is an ideal solution for people looking for a heat source that will also be an aesthetic decoration of the interior.



- The feeling of a living fire thanks to the curved LED screen
- Possibility to change the colors of the firebox and flame
- Built-in heater and heater
- Freestanding
- Timer
- WiFi module
- Remote control or app control
- No cleaning required
- Low operating costs



Model	Power [W]	Dimensions H/W/D [cm]	WiFi	Remote	Speaker
TF-EF-1327-10	900/1800	46/84/17,9	+	+	-

HEATING FOILS

HEATING MATS

THERMOSTATS

HEATING CABLES

HEATERS

FIREPLACES

HEATING PANELS

ACCESSORIES

## FIREPLACE TF-EF-1323-90

750/  
1500w

Heated  
area up to  
15m<sup>2</sup>

### ▼ Classic style

Discover a unique built-in fireplace that combines not only excellent functionality, but also a unique finish, allowing you to create a cozy atmosphere in your home. Our fireplace, the center of which imitates clinker brick, will be a great complement to any classic interior.

- 5 temperature modes to choose from
- Flame brightness adjustment
- Remote control function
- Realistic flame effect
- Heating function



Model	Power [W]	Dimensions H/W/D [cm]	WiFi	Remote	Speaker
TF-EF-1323-90	750/1500	56/67,5/26,5	-	+	-

## FIREPLACE TF-EF-1326-011

1500w

Heated  
area up to  
15m<sup>2</sup>

### ▼ A unique atmosphere

The TF-EF-1326-011 fireplace is distinguished by a realistic flame effect and adjustable flame brightness. Additional functions, such as a timer and temperature display, make it easier to operate and adapt the fireplace to individual needs. This allows you to create the perfect atmosphere in any interior. Choose the TF-EF-1326-011 electric fireplace to enjoy elegance and modern solutions that will provide you with comfort every day.

- Realistic fire effect creates a cozy atmosphere
- Easy remote control
- Functional and ecological solution
- Versatility of use
- Built-in heating function



Model	Power [W]	Dimensions H/W/D [cm]	WiFi	Remote	Speaker
TF-EF-1326-011	1500	44/62,8/20,2	-	+	-



## FIREPLACE TF-EF-1325-051

1500w

Heated  
area up to  
15m<sup>2</sup>

### ▼ Perfect heat source

The TF-EF-1325 fireplace is extremely functional and easy to use. It provides the authentic atmosphere of a real fireplace thanks to imitation wooden logs or an insert with acrylic crystals. Control is simple with the touch panel or the remote control.

- Customisable design of the firebox
- Additional heat source
- Convenient remote control



Model	Power [W]	Dimensions H/W/D [cm]	WiFi	Remote	Speaker
TF-EF-1325-051	1500	48,4/67/24,2	-	+	-

## FIREPLACE TF-EF-1328-011

1500w

Heated  
area up to  
15m<sup>2</sup>

### ▼ Pollution-free heating

The electric fireplace with heating function is a device that will make your living room extremely cosy. Its realistic logs will make you feel like you're in front of a real wood-burning fireplace.

- Realistic fire effect for a cozy atmosphere
- Easy remote control
- Functional and ecological solution
- Versatility of use
- Built-in heating function



Model	Power [W]	Dimensions H/W/D [cm]	WiFi	Remote	Speaker
TF-EF-1328-011	1500	49/75,5/18	-	+	-

HEATING FOILS

HEATING MATS

THERMOSTATS

HEATING CABLES

HEATERS

FIREPLACES

HEATING PANELS

ACCESSORIES